

1st Grade Summer Work



Ms Berger
St. Isidore School

Name: _____

Welcome to 1st grade!

I am so excited to be your teacher and help you grow. In this packet you will find things to help you prepare for 1st grade.

Reading: Read as often as you can, as much as you can, and anything you can. Read with someone, to someone, or by yourself. Read for 20 minutes each day and complete the attached reading log for June, July, and August.

Math: Practice counting forward and backwards, as well as by 10's. Complete addition and subtraction sheets. Use manipulatives like legos, snap cubes, seashells, or goldfish to help you. My favorite math app is Moose Math.

Writing: Please have your child complete at least 2 journal entries. You may copy and they may do more if they'd like. Students should first draw a picture in the box, they can draw anything they want. After they finish creating their picture they can then write about their picture. Please DO NOT help them with spelling as they are writing. I want them to practice invented spelling or spelling words based on letter sounds and phonics rules they've previously learned. When doing this, there is not a "wrong" or a "right" way. Encourage them, say the words they are trying to spell to them slowly and with annunciation. You will be amazed!

Sunglasses: Attached is a "Sunglass Snapshot" template. Students can share their favorite summer memories by decorating the sunglasses with drawings, pictures, or words. I can't wait to see their finished products and hear about your summer fun.

Handwriting: Included is a letter formation guide for lowercase letters. Please refer to this to make sure your child is forming letters correctly. Practice outside with chalk, on a whiteboard, in shaving cream or sand...the possibilities are endless.

Sight words: A list of kindergarten and 1st grade high frequency words are included. Kindergarten words should be mastered, please continue to review them. 1st grade words are included so that your child can begin familiarizing themselves.

Other Skills: Practice, practice, practice...

- Shoe tying
- Zippering & buttoning
- Opening & closing snack bags
- Opening lunch items
- Using the bathroom
- Blowing nose
- PLAY! Explore outside, get messy, make mistakes, be silly, and have fun!


Uniforms: A guide to our school uniform is attached. Please read carefully check email over the summer for any changes.

Transportation: Please email me with your child's arriving and departing transportation once it is known. Please include bus numbers and district.

All summer work is due the first day of school. I will be checking my email periodically throughout the summer, please feel free to email with any questions or concerns. There are no silly questions, I am here to help!

Have a wonderful and safe summer!
Ms Mary Berger
mberger@stisidoreschool.com

Name _____

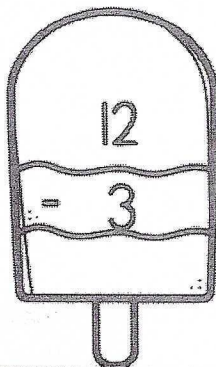
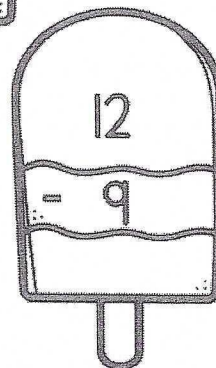
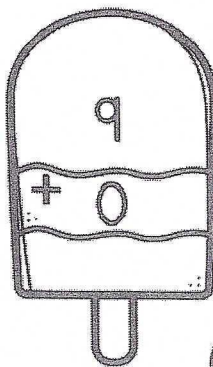
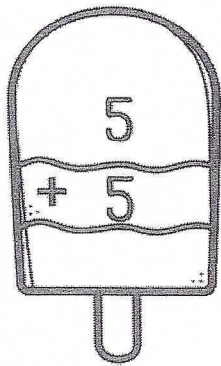
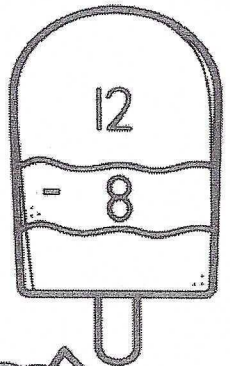
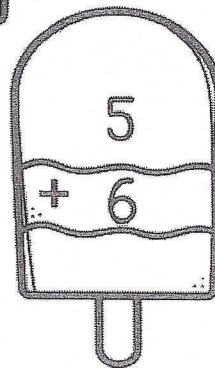
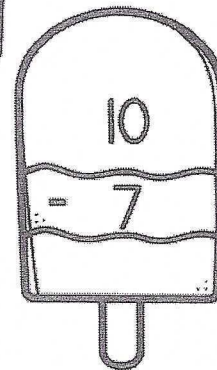
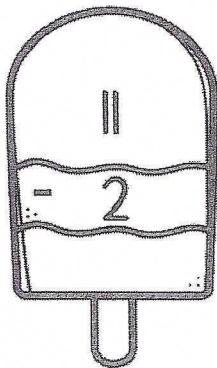
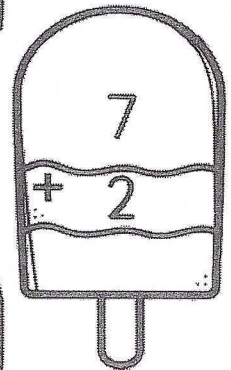
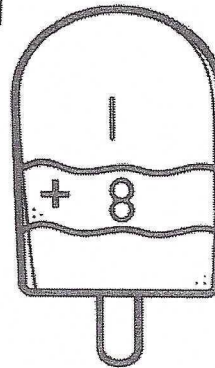
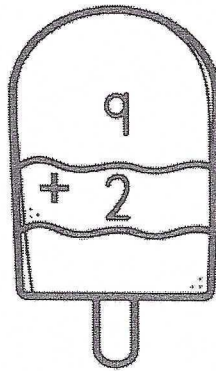
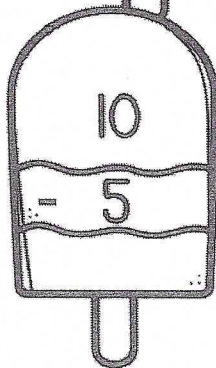
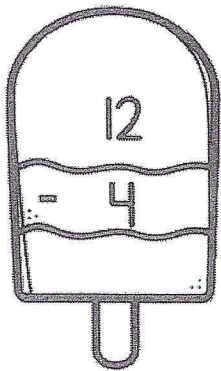
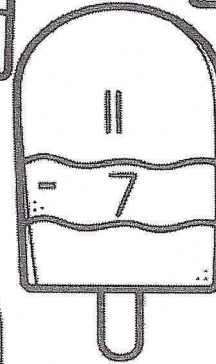
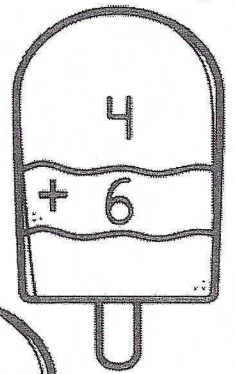
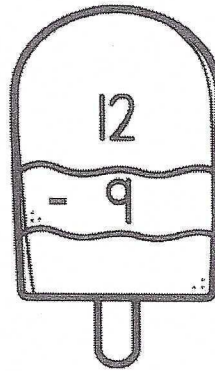
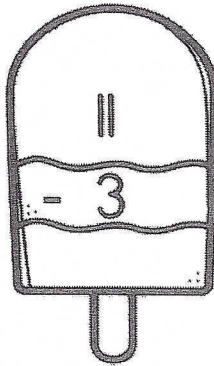
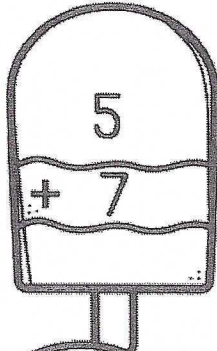
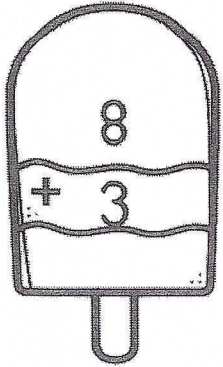


Write a number sentence about the pictures.

1.	$\square + \square = \square$
2.	$\square + \square = \square$
3.	$\square + \square = \square$
4.	$\square + \square = \square$
5.	$\square + \square = \square$
6.	$\square + \square = \square$
7.	$\square + \square = \square$


Name _____


Find the sums and differences.



Name:




Date:





Name:

Date:



Name _____

End of Year High Frequency Words

the	by	am	is	and
an	he	did	me	big
got	are	be	but	for
help	have	get	come	as
cut	down	back	could	tell
ten	eight	six	four	two
a	my	at	man	can
has	ran	good	sits	in
here	lot	do	look	her
they	six	hot	from	our
must	off	let	now	well
see	to	go	no	you
your	she	put	with	his
of	not	had	up	him
too	some	or	if	red
said	who	were	then	so
very	three	five	seven	on
nine	was	want	us	I
yes	we	where	stop	that
when	will	what	this	it

SECOND EDITION

LEVEL 1: TRICK WORDS (in alphabetical order)









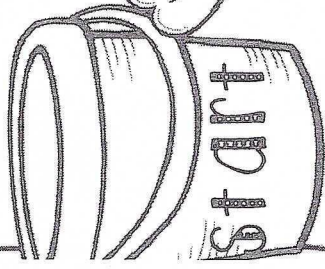
Total Words: 93

a	is	they
about	little	to
also	look	too
and	many	try
another	may	two
any	me	very
are	month	want
as	Mr.	was
be	Mrs.	water
been	my	way
being	new	we
between	none	were
by	nothing	what
called	now	when
come	number	where
could	of	who
day	one	why
do	or	word
does	other	work
down	our	would
each	out	write
first	over	you
for	own	your
friend	people	
from	put	
good	said	
has	say	
have	says	
he	see	
her	she	
here	should	
his	some	
how	the	
I	their	
into	there	

On My Way to 1st Grade!

June Reading Log


Color in a shell for every 20 minutes you read per day. Can you build a sand castle?



On My Way to 1st Grade!

July Reading Log

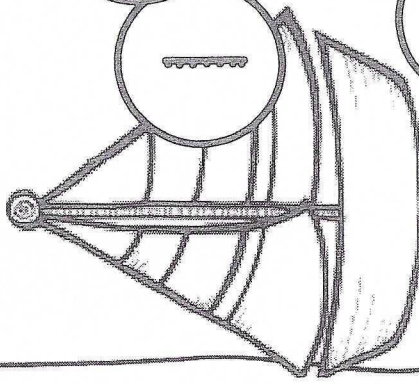
Color in a shovel for every 20 minutes you read per day. Can you build a sand castle?



On My Way to 1st Grade!

August Reading Log

Color in a bubble for every 20 minutes you read per day. Can you get the boat to the water?



A path of 31 numbered bubbles leading from the sailboat to the finish line. The numbers are: 1, 2, 3, 4, 5, 6, 7, 8, 9, 10, 11, 12, 13, 14, 15, 16, 17, 18, 19, 20, 21, 22, 23, 24, 25, 26, 27, 28, 29, 30, 31.

Finish

60 minutes!

☆ Uniforms should ONLY be purchased at Flynn O'Hara or the school's gently used uniform closet. ☆

*worn one day a week on gym day		
GYM- Girls and Boys		
TOP	BOTTOM	OTHER
Gray St. Isidore shirt with logo	Maroon St. Isidore mesh shorts with logo	Tie or velcro supportive sneakers White (NO logos) socks *VISIBLE OVER ANKLES
Maroon St. Isidore CREW sweatshirt with logo	Maroon St. Isidore sweatpants (elastic or drawstring) with logo	Dangle or hoop earrings are not acceptable
DRESS UNIFORM- Girls		
TOP	BOTTOM	OTHER
Long or short sleeve maroon polo shirt with logo	Gray kilt or skort	Black shoes- no more than one inch heel. NO boots, sandals, or clogs.
Maroon V-neck sweater or cardigan sweater with logo	Steel gray pants with black belt	Gray or maroon (no logos)- knee highs, tights, or socks *VISIBLE OVER ANKLES
	Steel gray shorts with black belt, no more than 2 inches above knee	Bows, headbands, scrunchies- gray, maroon
DRESS UNIFORM- Boys		
TOP	BOTTOM	OTHER
Long or short sleeve maroon polo shirt with logo	Steel gray pants with black belt	Black shoes
Maroon V-neck sweater with logo	Steel gray shorts with black belt, no more than 2 inches above knee	Black (no logos) socks *VISIBLE OVER ANKLES

St. Isidore hoodies, zip up sweatshirts, and any other apparel not purchased from Flynn O'Hara or the uniform closet are no longer acceptable uniform pieces.

PLEASE be sure to read emails that are sent over the summer, in case any of the above uniform regulations change.

Cut out you sunglasses. Illustrate some of your favorite memories from this summer in the lenses of the sunglasses.

