



June 2025

Dear Incoming Kindergarten Families,

Welcome to kindergarten at St. Isidore School! I am so happy that you are here! Kindergarten is such a fun and exciting time, and I can't wait to travel through the year with you and your child!

In this folder you will find your child's summer work. Please help them complete it and return it on the first day of school. It is an "All About Me" book. Please have your child color the front cover and complete the inside pages. If you take the pages out to complete them, please make sure you put everything back together as a book. We will be sharing them with the class during the first week of school. Along with completing the book, I included a fun Summer Reading Challenge. Please make sure you are reading to your child, or he/she is "reading" to themselves on a daily basis! On the back is a book suggestion list...have fun!

I have also included a Personal History form for you to complete. This can be sent in on the first day also. All I ask is that if your child has a nickname or a shortened name that you would like to have labeled on his/her belongings, please let me know ASAP. I will have everything labeled for the children and ready to go on the first day. Thanks so much!

Please reach out if you have any questions!

[Lomara@stisidoreschool.com](mailto:Lomara@stisidoreschool.com)

Have a fun and relaxing Summer!

Mrs. Lisa O'Mara

**Saint Isidore School**  
**Kindergarten Personal History**

Child's Name: \_\_\_\_\_

Name Child is called: \_\_\_\_\_

Date of Birth: \_\_\_\_\_

Parent(s)/Guardian(s) Name: \_\_\_\_\_

Sibling(s) Name: \_\_\_\_\_ Age: \_\_\_\_\_

\_\_\_\_\_

\_\_\_\_\_

Type(s) and Name(s) of Family Pet(s): \_\_\_\_\_

\_\_\_\_\_

Known allergies:    Yes    No

If yes, please specify:

\_\_\_\_\_

\_\_\_\_\_

**SOCIAL RELATIONSHIPS**

Is this your child's first experience  
in a structured program?

Yes/No

By nature is your child outgoing?

Yes/No

Aggressive?

Yes/No

Shy?

Yes/No

How does your child relate to new and different situations?

---

---

How does your child show his/her feelings?

---

---

## PARENT INVOLVEMENT

Can you assist with seasonal or holiday events?

Yes/No

If yes, in what ways? \_\_\_\_\_

---

If you are available to help in our classroom, please indicate at what times you would be available.

---

Please let me know if there is anything else I should be aware of regarding your child and/or family.

---

---

---

Thank you so much! Please know this information is for my classroom file only.  
I'm looking forward to a fantastic year in Kindergarten with you and your child!

## Summer Reading Challenge

Read a book with blue (like the summer sky) on the cover.

Title:

Read a book barefoot.

Title:

Read a book with a dog or cat in it.

Title:

Read a book in the shade.

Title:

Read a non-fiction (true) book.

Title:

Read a book to a real animal or stuffed animal.

Title:

Read a book about friends.

Title:

Read a book in your pajamas.

Title:

Read a book with yellow (like the sun) on the cover.

Title:

Free choice. Read any book you want.

Title:

Write each book title in only one box. An adult or an older kid can help you read the books. When school starts, bring this to your teacher or librarian for a prize!



# Summer Reading Challenge

You might like to read these great books.

Title	Author's Last Name
Elephant and Piggie series	Willems
Unlimited Squirrels series	Willems
Fly Guy series	Arnold
Pete the Cat series	Litwin
Biscuit series	Capucilli
Splat the Cat series	Scotton
Goose and Bear series	Bloom
Ollie series	Dunrea
David series	Shannon
Clifford series	Bridwell
Pig in a Wig series	Virjan
My First-Ty's Travels series	Lyons
My First-Fox series	Tabor
The Adventures of Otto series	Milgrim
I Need My Monster series	Noll
Llama Llama series	Dewdney
Dino Sports series	Wheeler
Mo series	Adler
Goodnight Construction Site series	Rinker
National Geographic Pre-Readers	Various authors
My First-Duck, Duck, Dinosaur series	George
Bear and Friends series	Wilson

Teacher:

Reader:



# Before School Starts

Please Work With Your Child On

- ☐ Saying his or her first AND last name.
- ☐ Write their first name or attempt to.
- ☐ Tell an adult if something is wrong.
- ☐ Tell an adult when they need help.
- ☐ Take care of basic needs on own (restroom, tissues.)
- ☐ Read often. (You read to them, they pretend read.)
- ☐ Sing or recite nursery rhymes.
- ☐ Use scissors and glue.
- ☐ Follow two step directions.
- ☐ Sing the alphabet.
- ☐ Tie their shoes on their own.
- ☐ Count to 10.
- ☐ Take turns and share.
- ☐ Know their phone number
- ☐ Know their teacher's name.

Thank You!





# Here Comes Summer



How many things can you do this summer?  
Check them off as you do them!


- |  |   |
|--|---|
| <input type="checkbox"/> Read a book         | <input type="checkbox"/> Walk a dog               |
| <input type="checkbox"/> Plant a garden      | <input type="checkbox"/> Blow bubbles             |
| <input type="checkbox"/> Play hide & seek    | <input type="checkbox"/> Visit the library        |
| <input type="checkbox"/> Write a story       | <input type="checkbox"/> Paint with water outside |
| <input type="checkbox"/> Go on a picnic      | <input type="checkbox"/> Make lemonade            |
| <input type="checkbox"/> Eat a popsicle      | <input type="checkbox"/> Dance to music           |
| <input type="checkbox"/> Go swimming         | <input type="checkbox"/> Play card games          |
| <input type="checkbox"/> Make play-dough     | <input type="checkbox"/> Go look at the stars     |
| <input type="checkbox"/> Ride a bike         | <input type="checkbox"/> Make a healthy snack     |
| <input type="checkbox"/> Visit to the zoo    | <input type="checkbox"/> Sing some songs          |
| <input type="checkbox"/> Play hopscotch      | <input type="checkbox"/> Have a picnic            |
| <input type="checkbox"/> Visit to the zoo    | <input type="checkbox"/> Make a paper airplane    |
| <input type="checkbox"/> Play in a sprinkler | <input type="checkbox"/> Go to the park           |
| <input type="checkbox"/> Play board games    | <input type="checkbox"/> Draw with sidewalk chalk |
| <input type="checkbox"/> Make cookies        | <input type="checkbox"/> Watch a movie            |
| <input type="checkbox"/> Watch fireworks     | <input type="checkbox"/> Play marbles             |






# All About Me!

activity pack



Name \_\_\_\_\_






Name \_\_\_\_\_

# This is ME!

Directions: Draw a self-portrait. Write your first and last name.



My name is \_\_\_\_\_

\_\_\_\_\_

\_\_\_\_\_


\_\_\_\_\_

\_\_\_\_\_


Name \_\_\_\_\_

# All about me

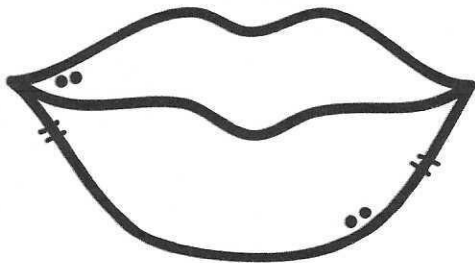
Directions: Write the numbers on the lines.  
Use a mirror if needed.



I have \_\_\_\_\_  
ears.




I have \_\_\_\_\_  
eyes.



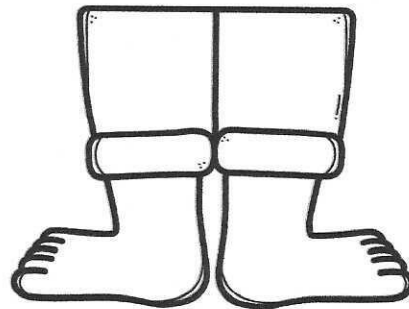
I have \_\_\_\_\_  
mouth.



I have \_\_\_\_\_  
nose.



I have \_\_\_\_\_  
fingers.




I have \_\_\_\_\_  
toes.



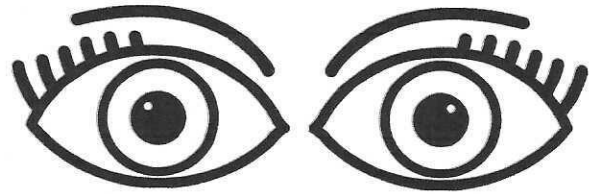
Name \_\_\_\_\_

# All about me


Directions: Write the color words on the lines for the top and bottom rows. Circle the correct choices for the middle row.




I have \_\_\_\_\_  
colored hair.




I have \_\_\_\_\_  
colored eyes.



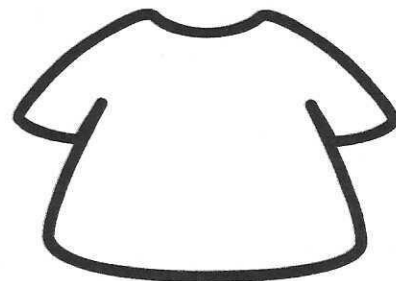
I do / don't wear  
glasses.



I am a  
boy / girl.



I have \_\_\_\_\_  
colored skin.



I am wearing a  
shirt.

Name \_\_\_\_\_

# My Birthday

Directions: Write your birthday month. Color the day. Write age in cupcake.


Month \_\_\_\_\_

		1	2	3	4	5
6	7	8	9	10	11	12
13	14	15	16	17	18	19
20	21	22	23	24	25	26
27	28	29	30	31		



I will be \_\_\_\_\_ on my next birthday.

Color the number of balloons.





Name \_\_\_\_\_

# My Family

Directions: Draw pictures of your family and house in the photo frames.



My Family

My Home




Name \_\_\_\_\_

# My Friends

Directions: Draw pictures of your friends and pets in the photo frames.



My Friends



My Pets




Name \_\_\_\_\_

# At Home I Like to...

Directions: Color the things you like to do at home.



play with pets




read



bike




bake



take a nap




play with toys




play ball





wash dishes



draw



jump



play games

Name \_\_\_\_\_

# In the Summer I Like to...


Directions: Color the things you like to do during summer vacation.



build sandcastles




have  
campfires




see friends




run in a  
sprinkler



stay up late




see fireworks



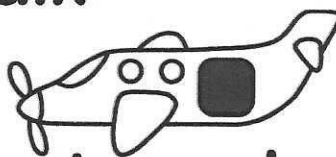
go to  
the zoo



draw with chalk



swim



travel



skate






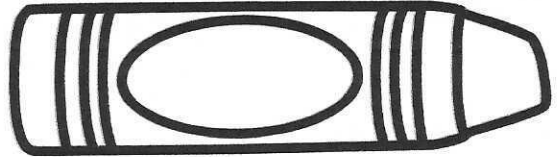


Name \_\_\_\_\_

# My Favorite Color

Directions: Color the crayon and stars your favorite color. Color the rainbow using the color words.

My favorite color is



## The Colors Of the RAINBOW

red

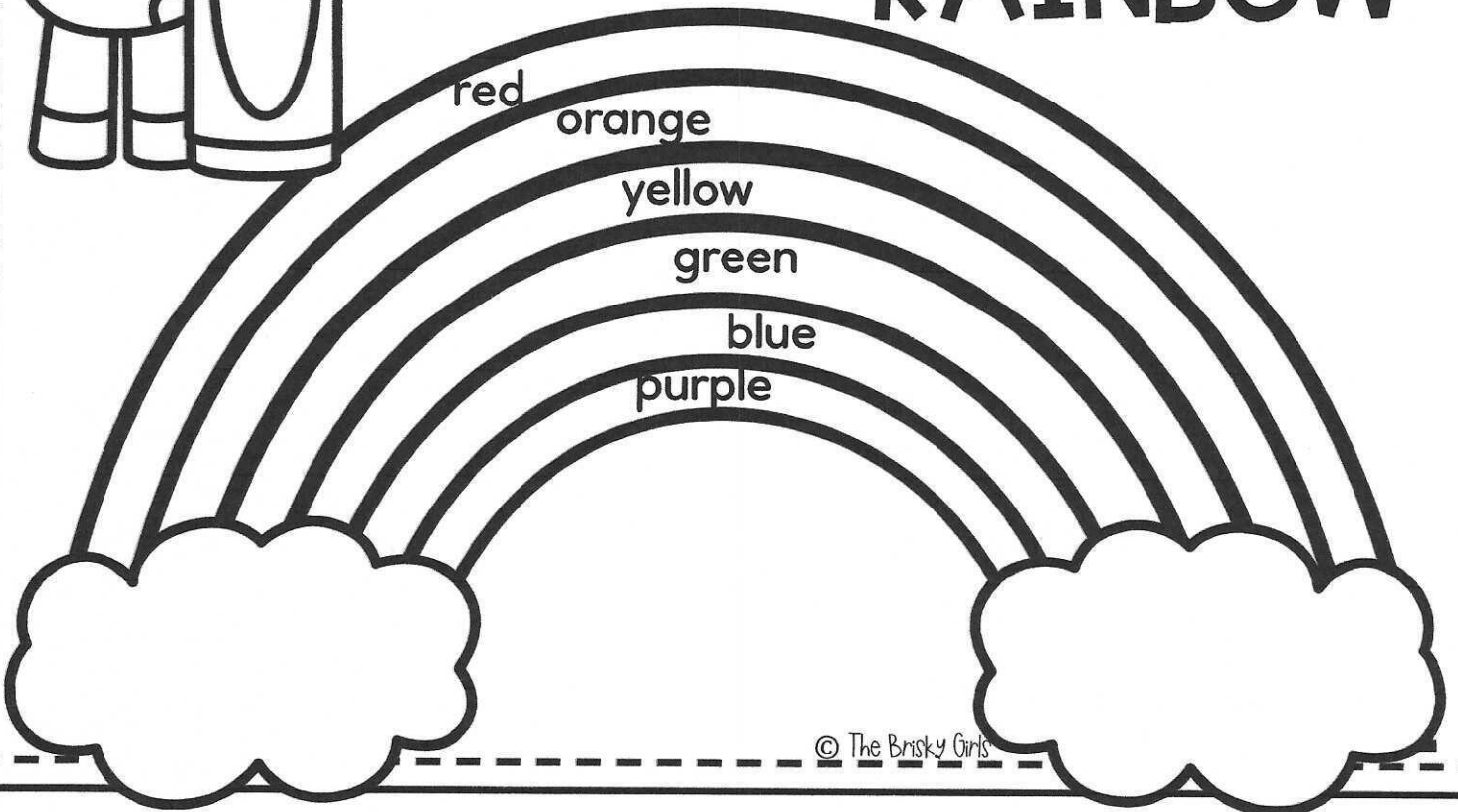
orange

yellow

green

blue










purple



Name \_\_\_\_\_

# I Know My Colors!

Directions: Color the crayons by reading the color words.








Name \_\_\_\_\_

# I Know My Shapes!



Directions: Use the code to color the shapes.



circle



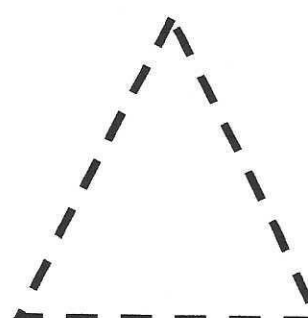



square



triangle









I can trace my shapes!



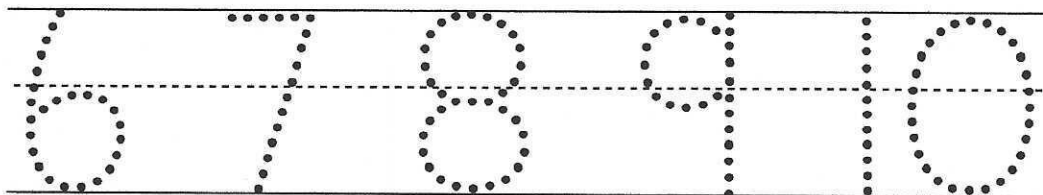
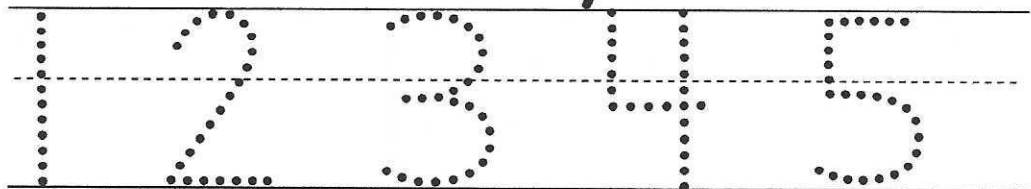
Name \_\_\_\_\_

# I Know My Numbers!

Directions: Draw or dab dots in the boxes for each number.



## I can trace my numbers!





Name \_\_\_\_\_

# I Know My Letters!

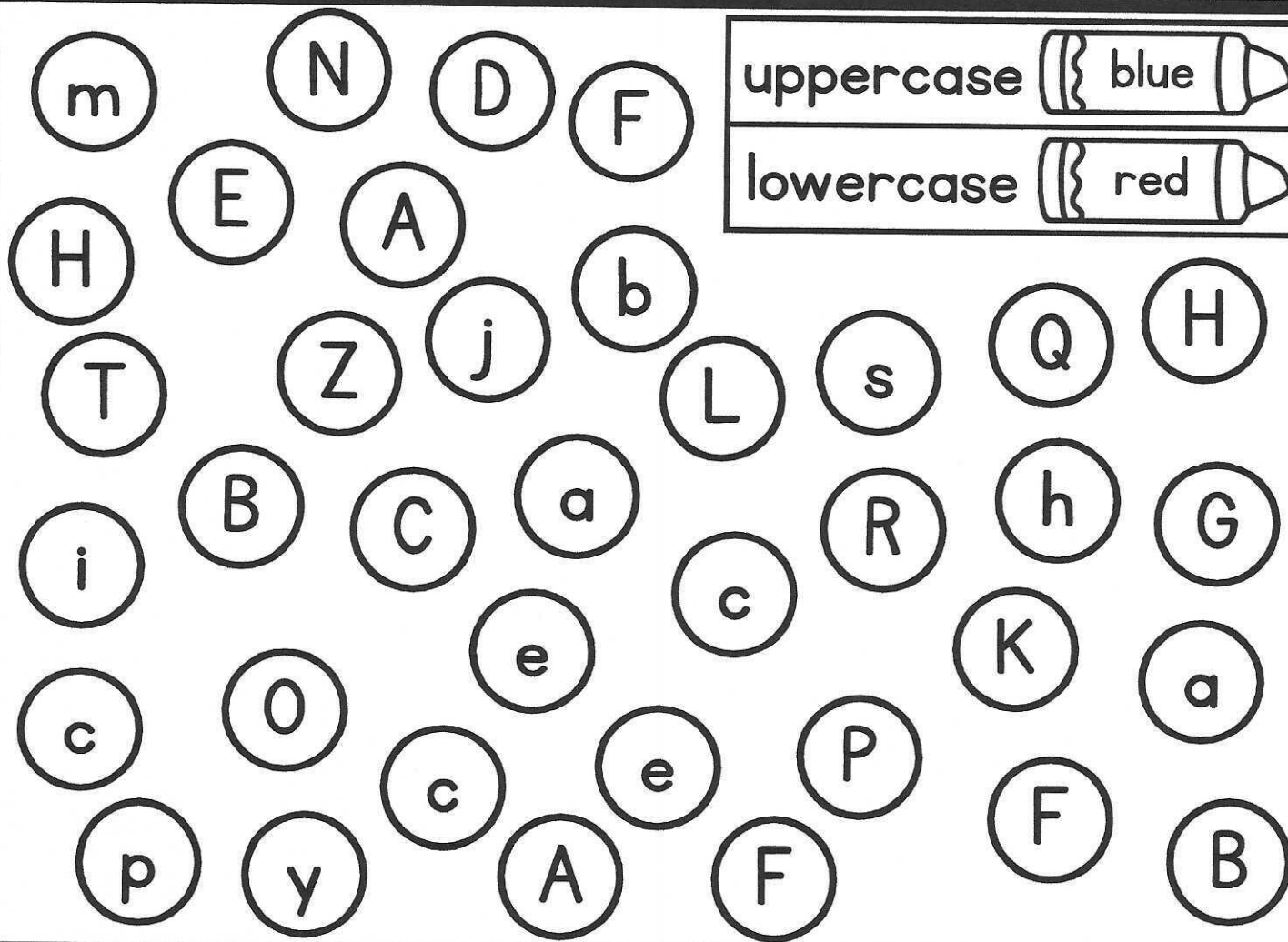
Directions: Color or dot the circles using the code.

uppercase

blue


lowercase

red



## I can trace my letters!

A B C D E F G H I  
J K L M N O P Q R  
S T U V W X Y Z






Name \_\_\_\_\_


# I Can Make Patterns!

Directions: Color the object in the box that completes the pattern.



## I can color a pattern!

Choose a color for all A crayons and a different color for all B crayons.







Name \_\_\_\_\_

# I Like Books about...


Directions: Color the subjects you like to read about.



space




ships



animals



camping




kids



princesses





sports



oceans



sweets



dinosaurs




fairies

Name \_\_\_\_\_

# My Favorite Food

Directions: Write the name of your favorite food and draw a picture.  
Circle to choose which foods you would rather eat below.




My favorite  
food is



\_\_\_\_\_.





## Would You Rather Eat...





or





or





or




or



or



or






Name \_\_\_\_\_

# My Favorite Toy

Directions: Write the name of your favorite toy and draw a picture.  
Circle to choose which toy you would rather play with below.



My favorite  
toy is


\_\_\_\_\_.




## Would You Rather Play With...




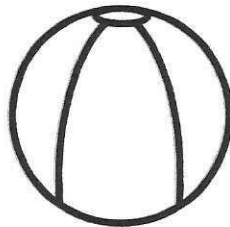
or




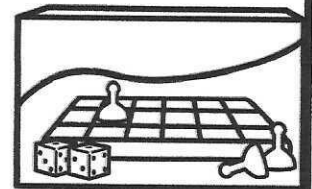
or




or




or



or




or



Name \_\_\_\_\_

# My Favorite Animal


Directions: Write the name of your favorite animal and draw a picture.  
Circle to choose which animals you would rather see below.





My favorite  
animal is  
\_\_\_\_\_.




## Would You Rather See...





or





or





or



or



or



or

